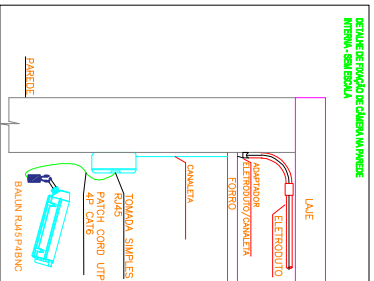







DETALHE DE FIXAÇÃO DE CÂMERA NA PAREDE INTERNA - SEM ESCALA



Equipamentos

- | | |
|---|--|
|  | • Chronic (2 or more attacks) |
|  | • Chronic (15 or more attacks) |
|  | • Chronic (30 or more attacks) |
|  | • Chronic (45 or more attacks) |
|  | • Chronic (60 or more attacks) |
|  | • Chronic (75 or more attacks) |
|  | • Chronic (90 or more attacks) |
|  | • Chronic (105 or more attacks) |
|  | • Chronic (120 or more attacks) |